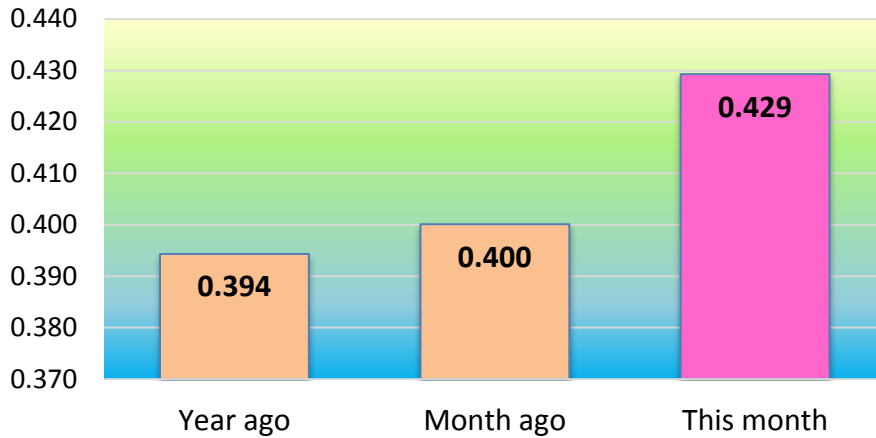


Digos Water District

WATER STAT (JANUARY 2015)

OPERATING HIGHLIGHTS

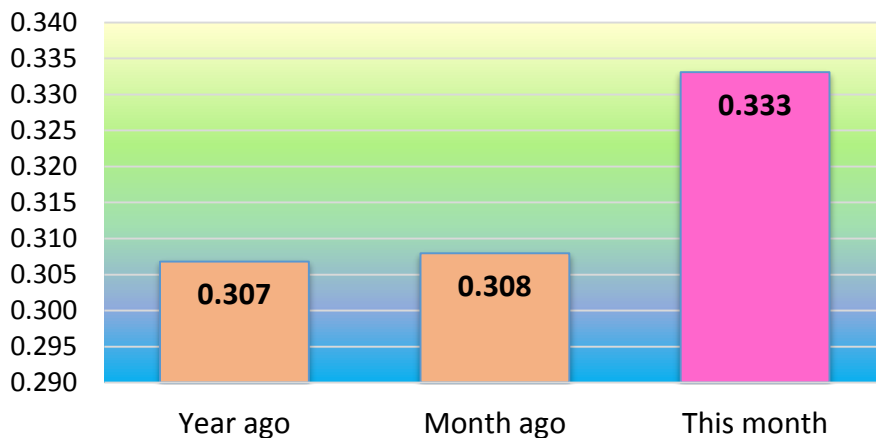
Water Produced (in MCM)



Water Produced

Water produced this January reached 0.429 million cu.m., up by 6.76% from last month's 0.400 million cu.m. Further, the district produced more compared from the same month last year at 0.394 million cu.m. with an increase of 8.16%.

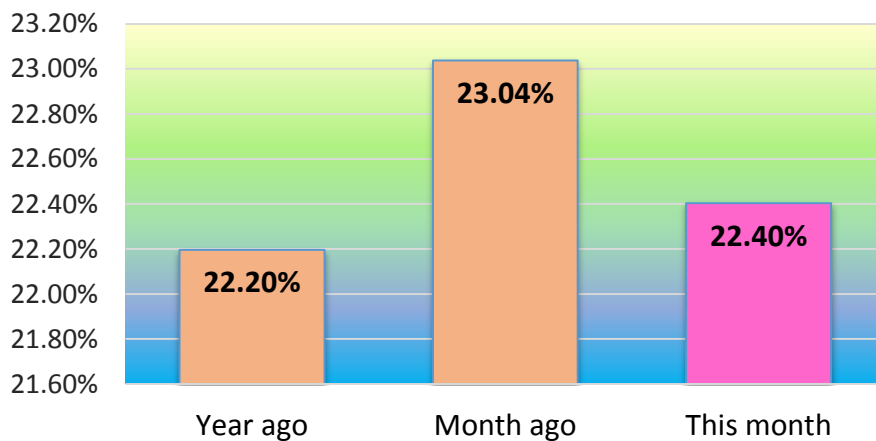
Billed Consumption (in MCM)



Billed Consumption

Billed consumption this month is comparatively higher at 7.51% with 0.333 million cu.m. from the previous month's 0.308 million cu.m. It is also way up by 7.81% from the same month last year at 0.307 million cu.m.

Non-Revenue Water (NRW) Percentage



Non-Revenue Water (NRW)

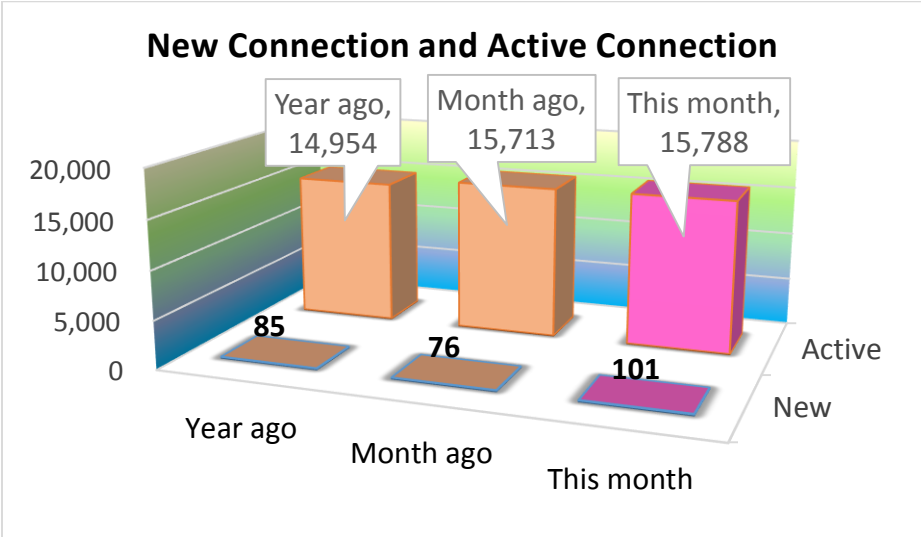
NRW this month with 22.40% is lower by 0.64 percentage points from last month's 23.04%. Nonetheless, this statistic is slightly higher by 0.2 percentage points as compared to the NRW of the same month a year ago with 22.20%.

Digos Water District

WATER STAT (JANUARY 2015)



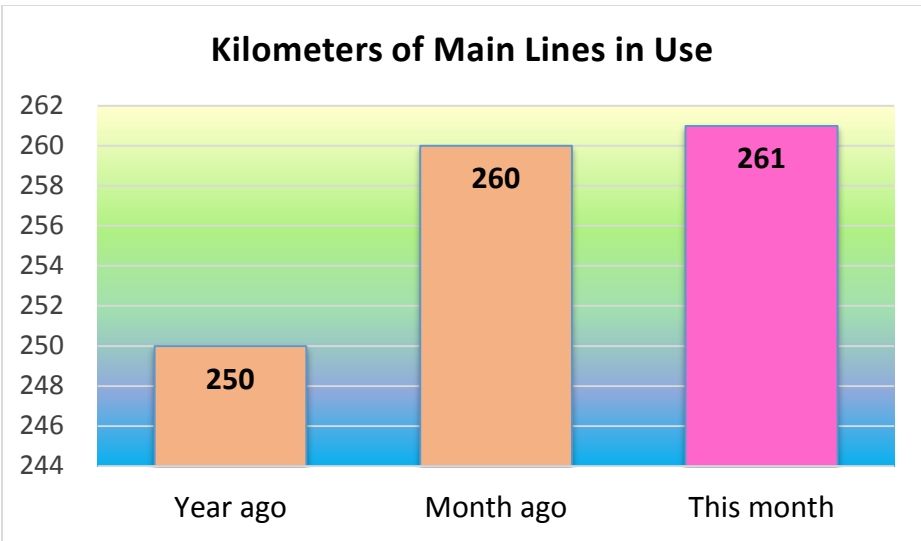
OTHER KEY HIGHLIGHTS



No. of Service Connections

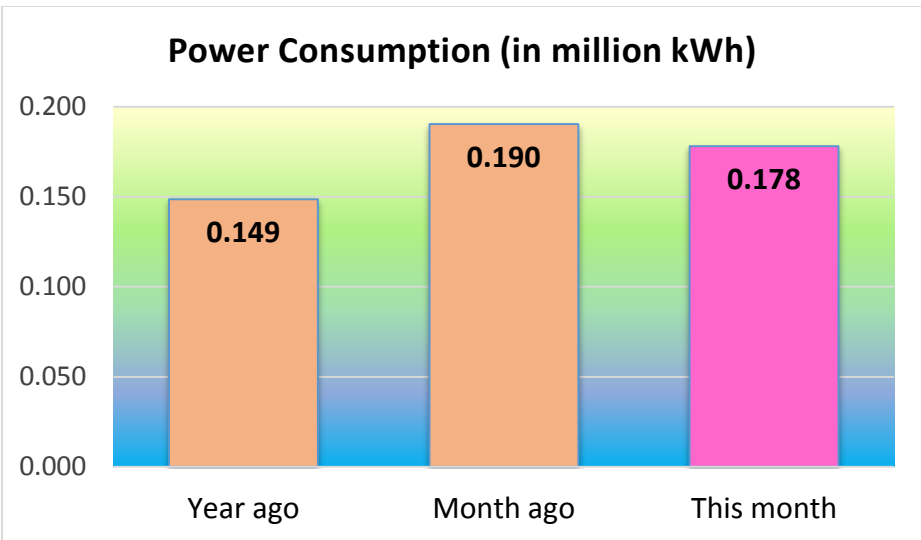
101 new service connections were installed this month up by 24.75% from last month's 76 and up by 15.84% from same month last year with 85.

Active connections this month with 15,788 is 0.47% higher than last month's 15,713 and 5.28% higher than January 2014's 14,954.



Main lines in Use

One (1) km. of main line was added this month with 261 kms. from last month's 260 kms. Since January 2014 with 250 kms. main lines in use, an additional 11 kms. of main lines were installed in the DWD's franchise area.



Power Consumption

Power consumption of all DWD facilities this month reached 0.178 million kWh, a 6.32% decrease from last month's 0.190 million kWh. However, the consumption this month is 16.29% higher from January 2014 with 0.149 million kWh.

**Data Source: Approved Financial Statement – January 2015*