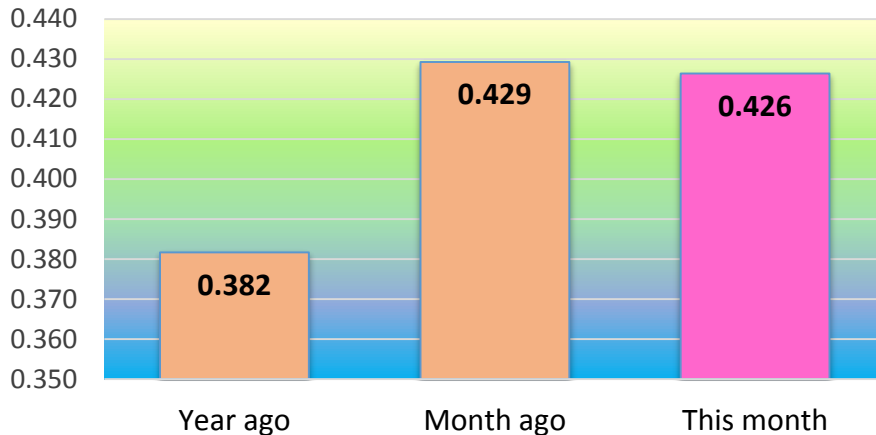


Digos Water District

WATER STAT (FEBRUARY 2015)

OPERATING HIGHLIGHTS

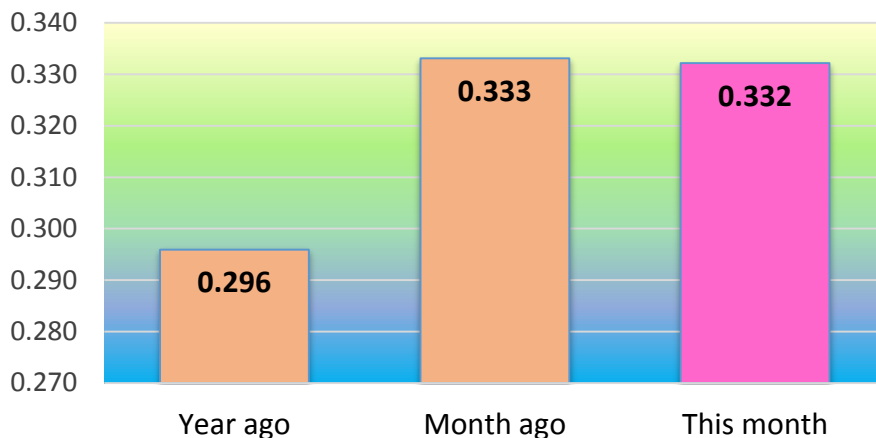
Water Produced (in MCM)



Water Produced

Water produced this month is 0.426 million cu.m., down by 0.70% from last month's 0.429 million cu.m. although this month's statistic is 10.33% higher compared from the same month last year at 0.382 million cu.m.

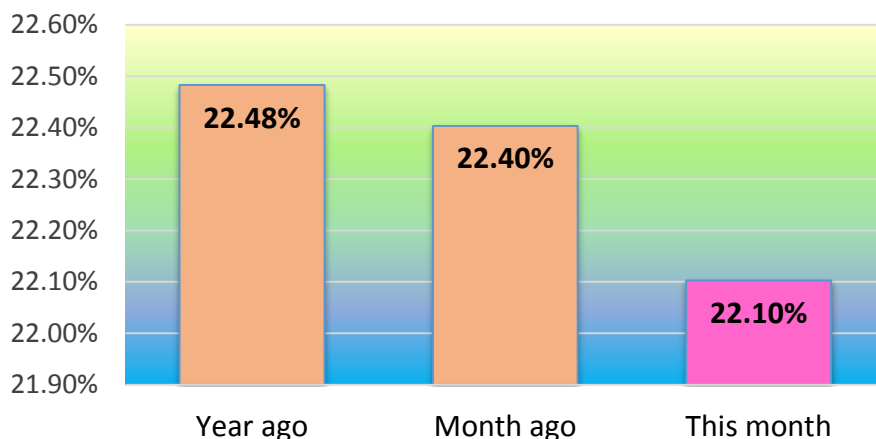
Billed Consumption (in MCM)



Billed Consumption

Billed consumption this month is slightly lower at 0.3% with 0.332 million cu.m. from the previous month's 0.333 million cu.m. However, this is way higher at 10.84% from the same month last year at 0.296 million cu.m.

Non-Revenue Water (NRW) Percentage



Non-Revenue Water (NRW)

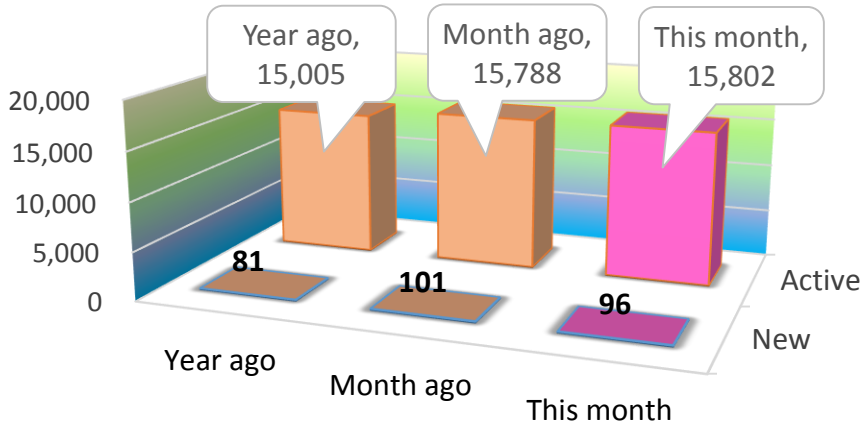
NRW this month at 22.10% is lower by 0.3 percentage points from last month's 22.40%. This month's percentage is also lower by 0.38 percentage points compared to the NRW of the same month a year ago with 22.48%.

Digos Water District

WATER STAT (FEBRUARY 2015)

OTHER KEY HIGHLIGHTS

New Connection and Active Connection

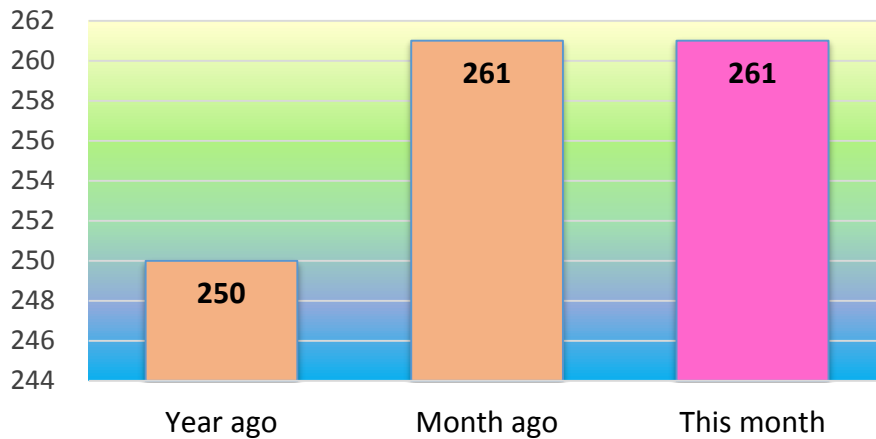


No. of Service Connections

96 new service connections were installed this month down by 4.95% from last month's 101, but up by 15.62% from same month last year with 81.

Active connections this month with 15,802 is 0.09% higher than last month's 15,788 and up by 5.04% than the same month last year with 15,005.

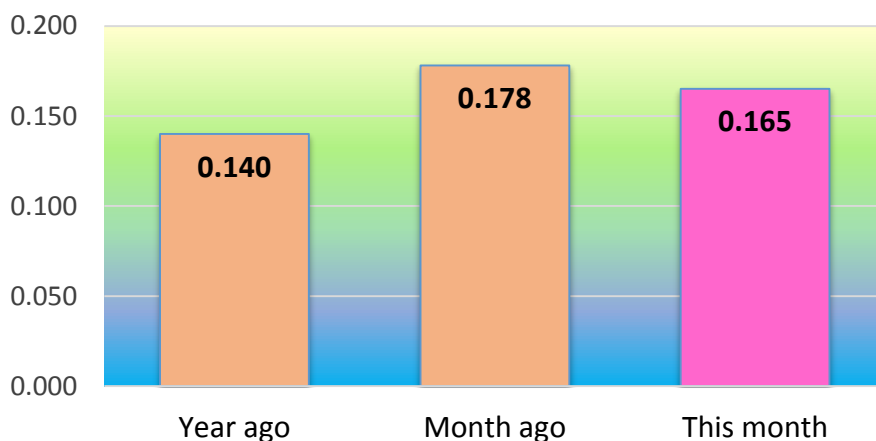
Kilometers of Main Lines in Use



Main lines in Use

The same length of main lines are utilized this month at 261 kms. This is 11 kms. more than the same month last year with with 250 kms. main lines in use.

Power Consumption (in million kWh)



Power Consumption

Power consumption of all DWD facilities this month reached 0.165 million kWh, lower by 7.30% from last month's 0.178 million kWh. However, this statistic is 15.15% higher from February 2014 with 0.140 million kWh consumption.

**Data Source: Approved Financial Statement – February 2015*