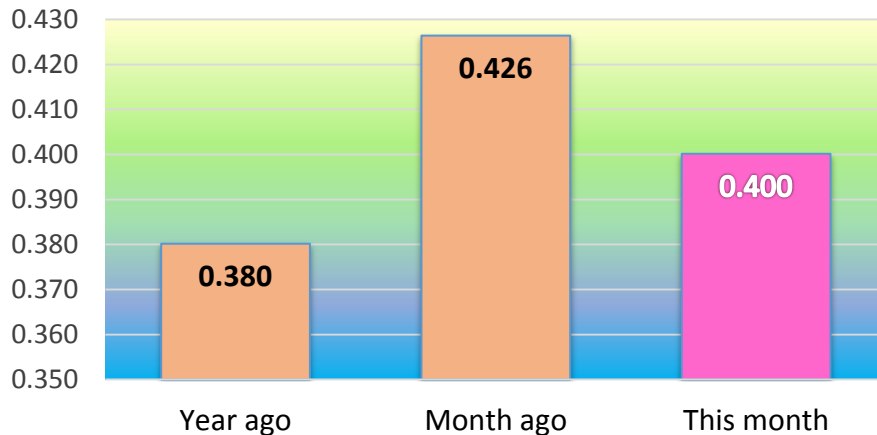


Digos Water District

Water Stat (March 2015)

OPERATING HIGHLIGHTS

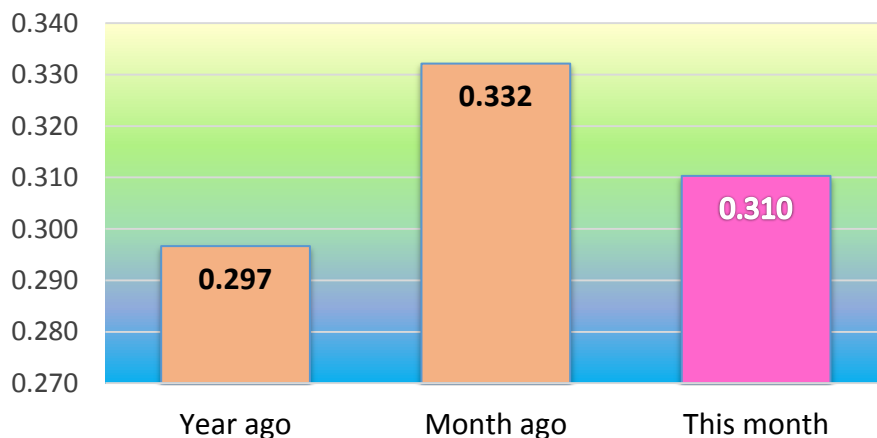
Water Produced (in MCM)



Water Produced

Water produced this month is 0.400 million cu.m., down by 6.10% from last month's 0.426 million cu.m. although this yielded a higher percentage at 5.00% from the same month last year at 0.380 million cu.m.

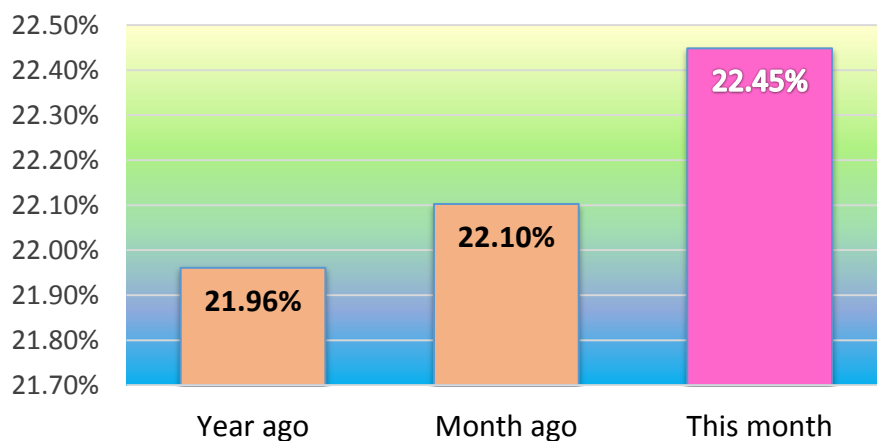
Billed Consumption (in MCM)



Billed Consumption

Billed consumption this month is low at 6.63% with 0.310 million cu.m. from the previous month's 0.332 million cu.m. However, this is higher at 4.19% from the same month last year at 0.297 million cu.m.

Non-Revenue Water (NRW) Percentage



Non-Revenue Water (NRW)

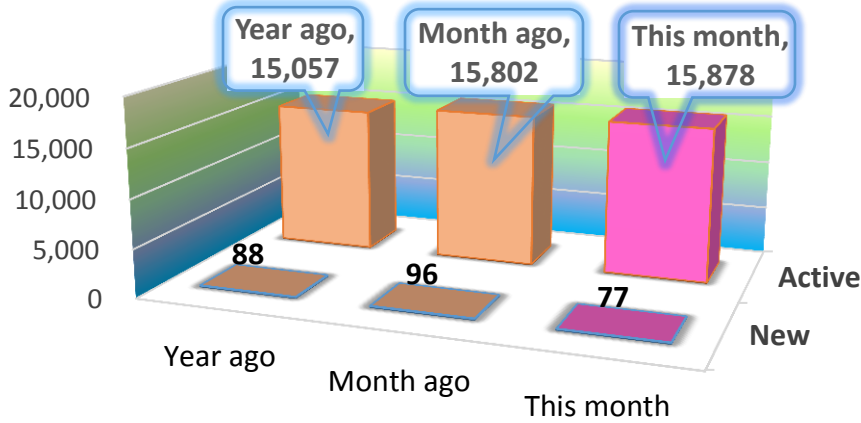
NRW this month at 22.45% is alarmingly high by 0.35 percentage points from last month's 22.10%. Moreover, this month's percentage is also way higher by 0.49 percentage points compared to the NRW of the same month a year ago with 21.96%.

Digos Water District

Water Stat (March 2015)

OTHER KEY HIGHLIGHTS

New Connection and Active Connection

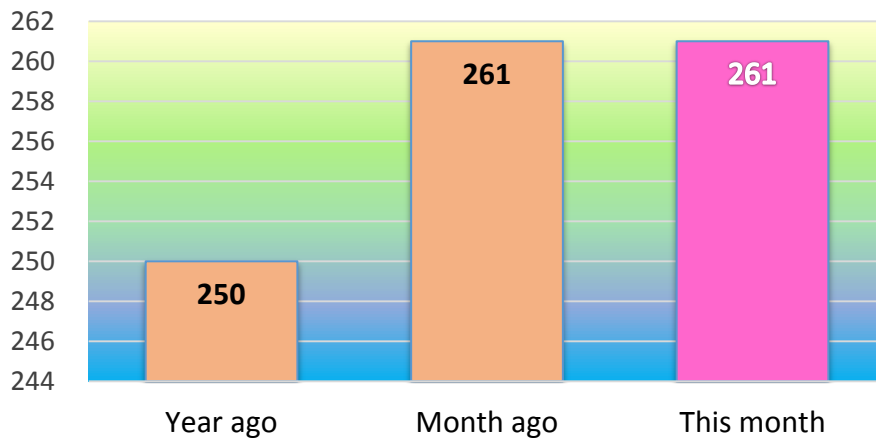


No. of Service Connections

77 new service connections were installed this month down by 19.79% from last month's 96. This is likewise lower by 12.50% from the same month last year with 88.

Active connection this month with 15,878 is 0.48% higher than last month's 15,802 and 5.17% higher than the same month last year with 15,057.

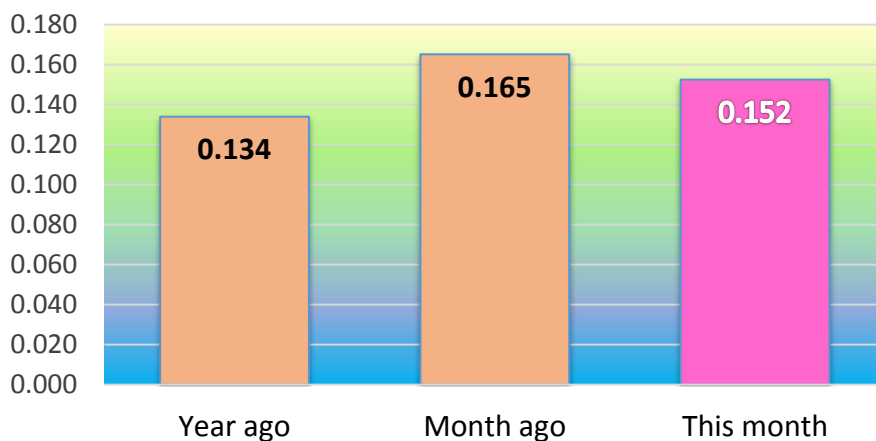
Kilometers of Main Lines in Use



Main lines in Use

The same length of main lines are utilized this month at 261 kms. This is 11 kms. more than the same month last year with 250 kms. main lines in use.

Power Consumption (in million kWh)



Power Consumption

Power consumption of all DWD facilities this month reached 0.152 million kWh, lower by 7.88% from last month's 0.165 million kWh. However, this statistic is 11.84% higher from the same month last year with 0.134 million kWh consumption.

**Data Source: Approved Financial Statement – March 2015*