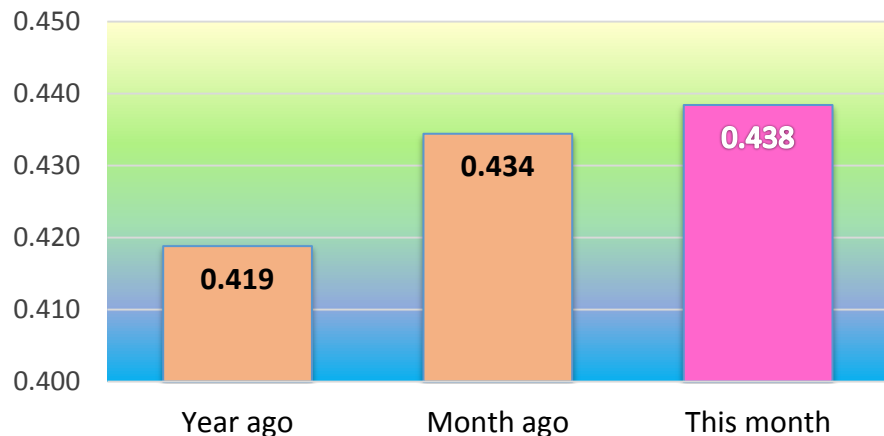


# Digos Water District

## WATER STAT (MAY 2015)

### OPERATING HIGHLIGHTS

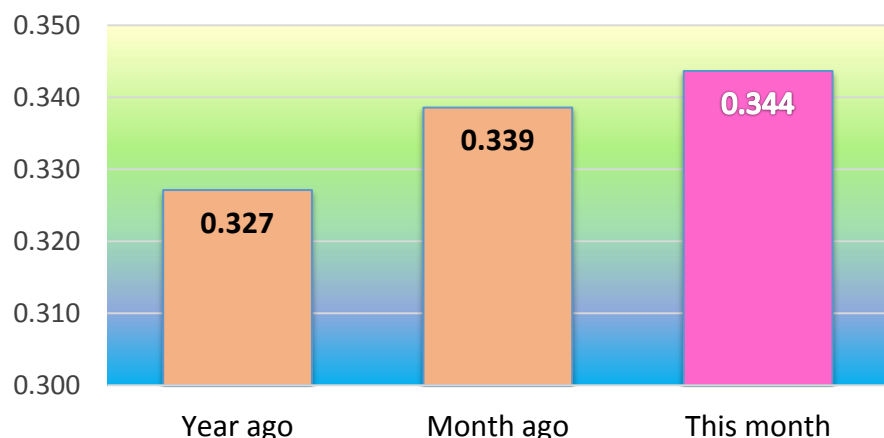
**Water Produced (in MCM)**



#### Water Produced

Water produced this month is 0.438 million m<sup>3</sup>, slightly up by 0.91% from last month's 0.434 million m<sup>3</sup>. This is however, higher at 4.34% from the same month last year at 0.419 million m<sup>3</sup>.

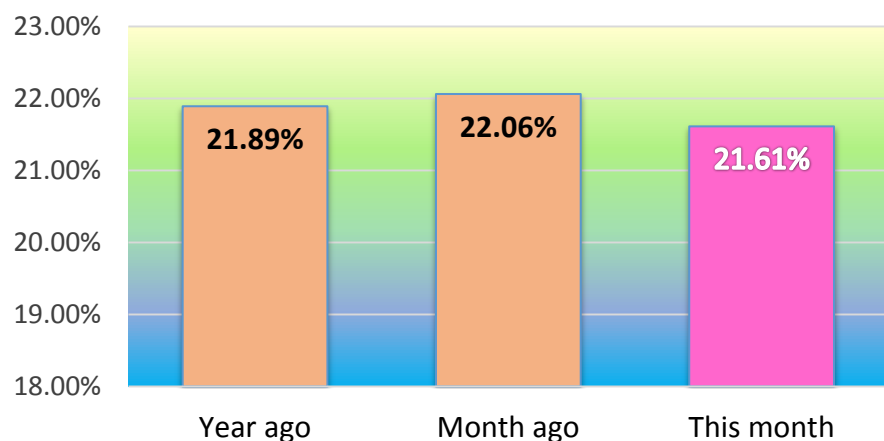
**Billed Consumption (in MCM)**



#### Billed Consumption

Billed consumption this month is 1.45% higher with 0.344 million m<sup>3</sup> from the previous month's 0.339 million m<sup>3</sup>. It is also higher by 4.94% from the same month last year at 0.327 million m<sup>3</sup>.

**Non-Revenue Water (NRW) Percentage**



#### Non-Revenue Water (NRW)

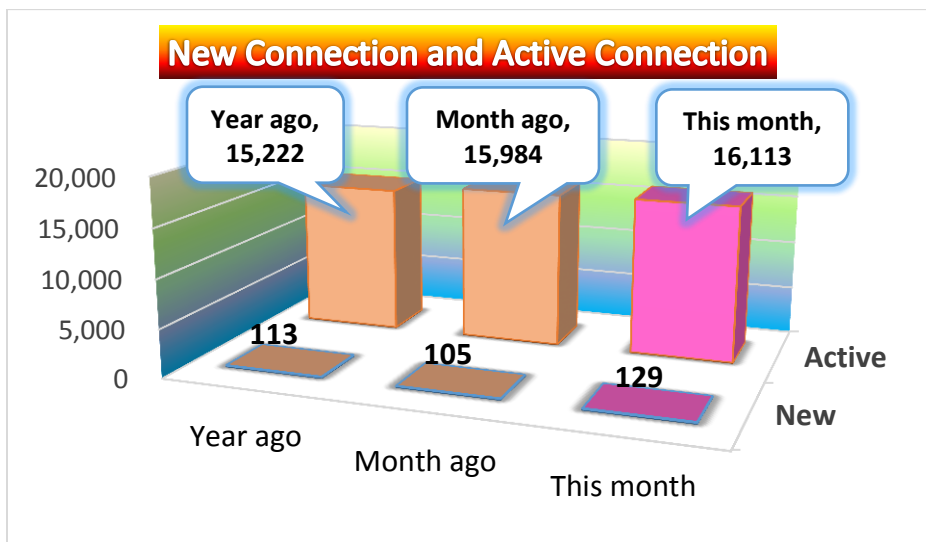
NRW this month at 21.61% is lower by 0.45 percentage points from last month's 22.06%. This month's NRW is also lower by 0.28 percentage points compared to the NRW of the same month a year ago with 21.89%.

# Digos Water District

## WATER STAT (MAY 2015)



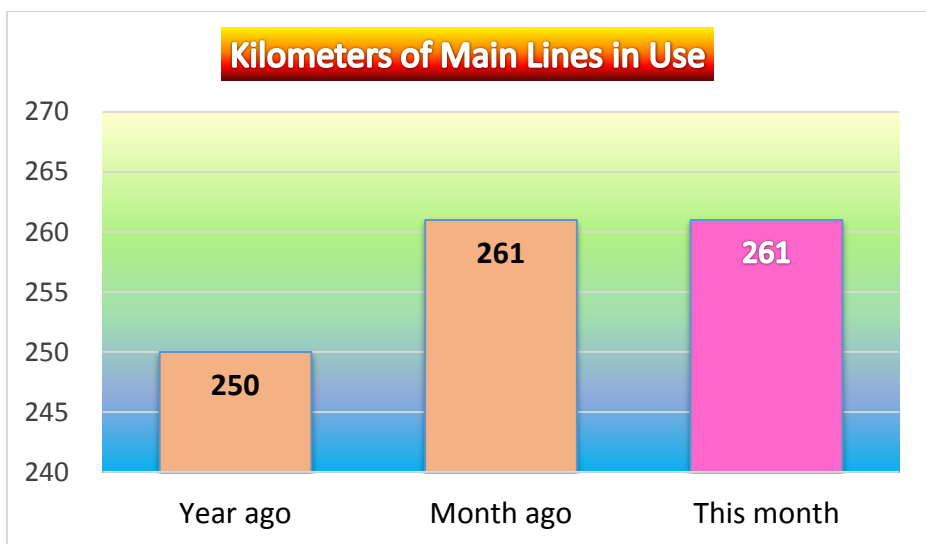
### OTHER KEY HIGHLIGHTS



#### No. of Service Connections

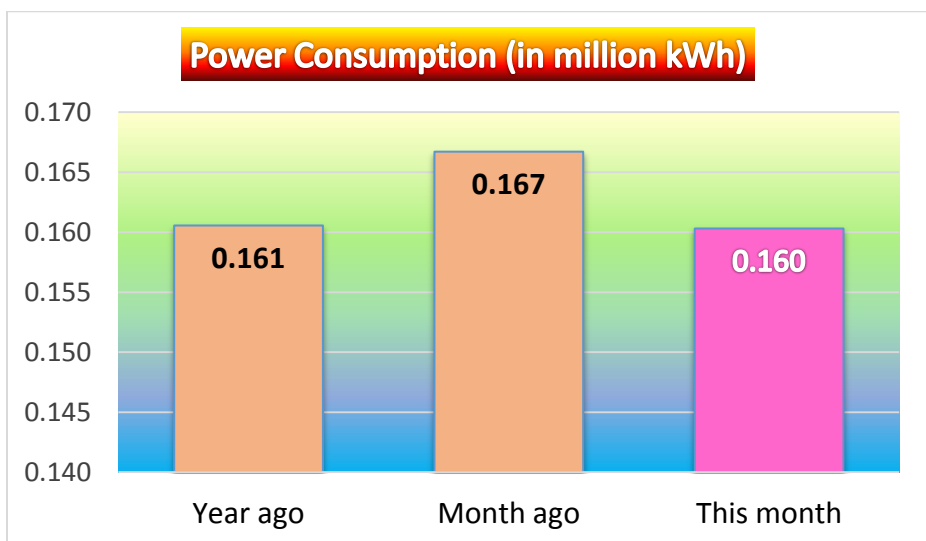
129 new service connections were installed this month up by 18.60% from last month's 105. This is likewise high at 12.40% from the same month last year with 113.

Active connection this month with 16,113 is 0.80% higher than last month's 15,984 and 5.53% higher than the same month last year with 15,222.



#### Main lines in Use

The same length of main lines are utilized this month at 261 kms. This is 11 kms. more than the same month last year with 250 kms. main lines in use.



#### Power Consumption

Power consumption of all DWD facilities this month reached 0.160 million kWh, lower by 4.19% from last month's 0.167 million kWh. This statistic is slightly lower at 0.62% from the same month last year with 0.161 million kWh consumption.

*\*Data Source: Approved Financial Statement – May 2015*

